522

GV 640 VolH - 81,5 cm - m.GS 9000 390 455 (8807)

de Montageanleitung *) über Kundendienst erhältlich	**tr** Montaj kılavuzu *) Yetkili servis üzerinden alınabilir	
en Installation instructions *) Available from customer service	**ru** Инструкция по монтажу *) Можно получить в сервисном центре	
fr Notice de montage *) Disponible par le biais du service après-vente	**cs** Montážní návod *) K dispozici přes servisní službu	
nl Montagevoorschrift *) Tegen meerprijs bij de Servicedienst verkrijgbaar	**pl** Instrukcja montażu *) Do uzyskania w punkcie serwisowym	**sk** Návod na montáž *) Dostanete v službe zákazníkom
it Istruzioni per il montaggio *) Disponibili presso il servizio assistenza clienti	**hu** Szerelési utasítás *) A vevőszolgálaton keresztül kapható:	**sq** Udhëzues për montim *) Sigurohet nëpërmjet servisit
el Οδηγίες τοποθέτησης *) Διατίθενται από την υπηρεσία τεχνικής εξυπηρέτησης πελατών	**hr** Uputa za montažu *) može dobiti kod službe održavanja	**bs** Uputa za montažu *) Može se dobiti preko servisne službe
es Instrucciones de montaje *) Se puede adquirir a través del Servicio de Asistencia Técnica Oficial de la marca	**mk** Упатство за монтажа *) се добива преку службата за купувачи	**fa** راهنمای مونتاژ *) از مرکز خدمات پس از فروش تهیه فرمایید
pt Instruções de montagem *) Pode ser adquirido nos nossos Serviços Técnicos	**sl** Navodilo za montažo *) Lahko nabavite v servisni službi	**ar** تعليمات التركيب *) يمكن طلبها من مراكز خدمة العملاء
sv Monteringsanvisning *) kan fås via Service	**sr** Uputstvo za montažu *) Može se nabaviti preko servisne službe	**ko** 설치 설명서 *) 고객서비스 센터에서 구입 가능
no Monteringsanvisning *) fåes hos kundeservice	**et** Monteerimisjuhend *) küsige klienditeeninduselt	**zh** 安装说明书 *) 可向售后服务站索取。
fi Asennusohje *) Saatavissa huoltopalvelusta	**lt** Montavimo instrukcija *) Ją galima gauti klientų aptarnavimo servise	**uk** Інструкція з монтажу *) Можна отримати через сервісну службу
da Monteringsvejledning *) Kan købes hos serviceafdelingen	**lv** Montāžas pamācība *) Var saņemt servisa dienestā	**ro** Instrucțiune de montaj *) obtenabilă la serviciul pentru clienți

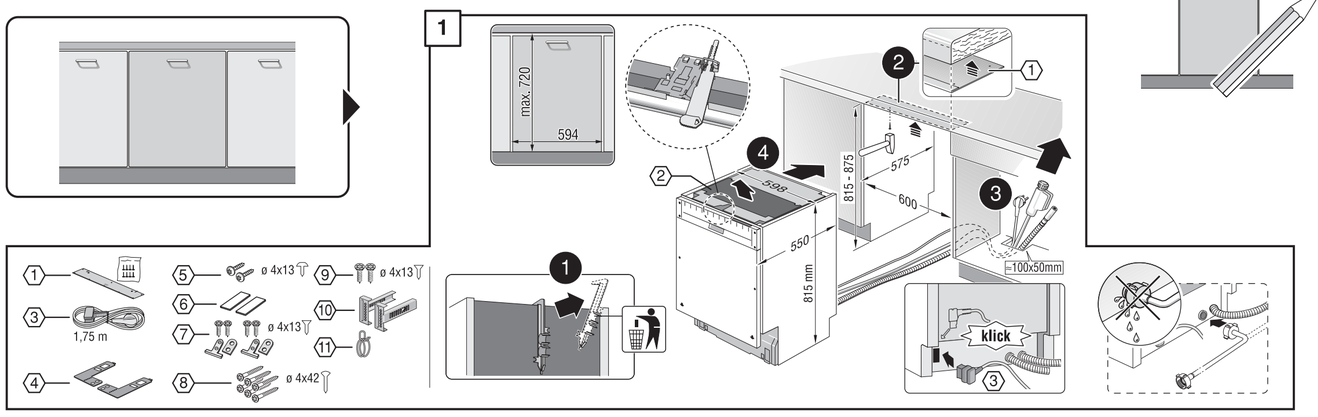

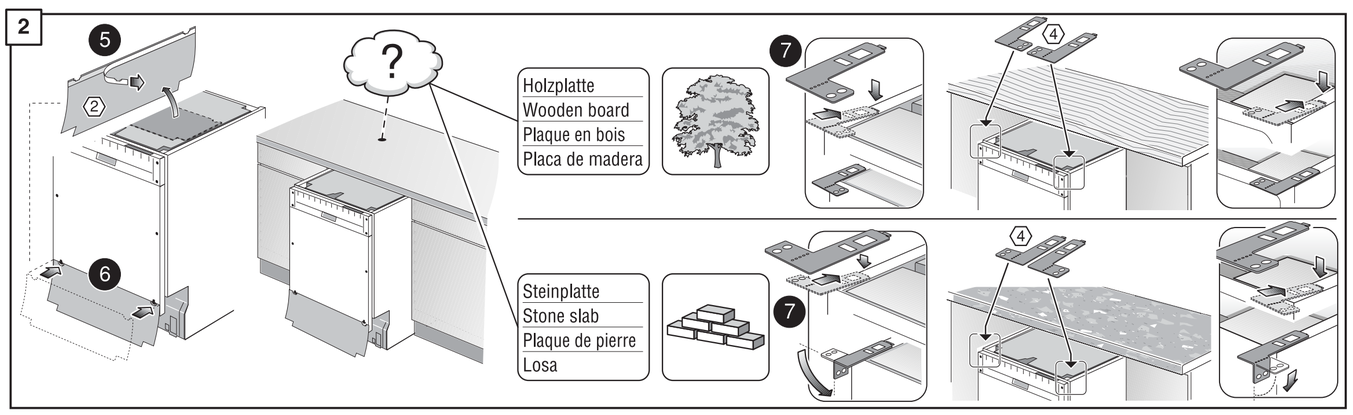

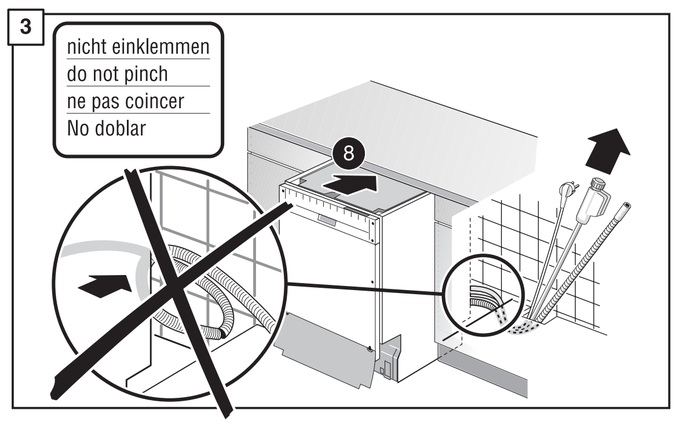

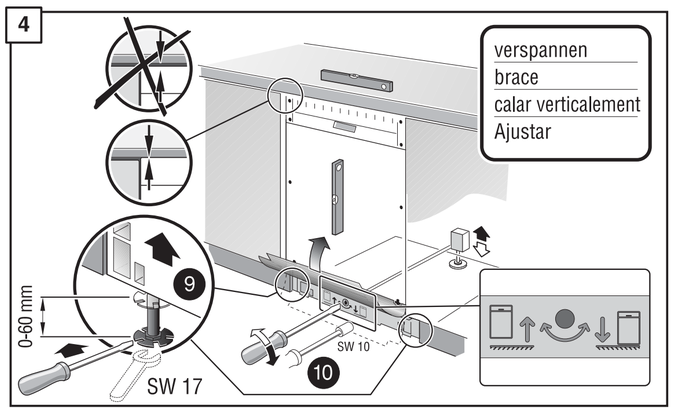

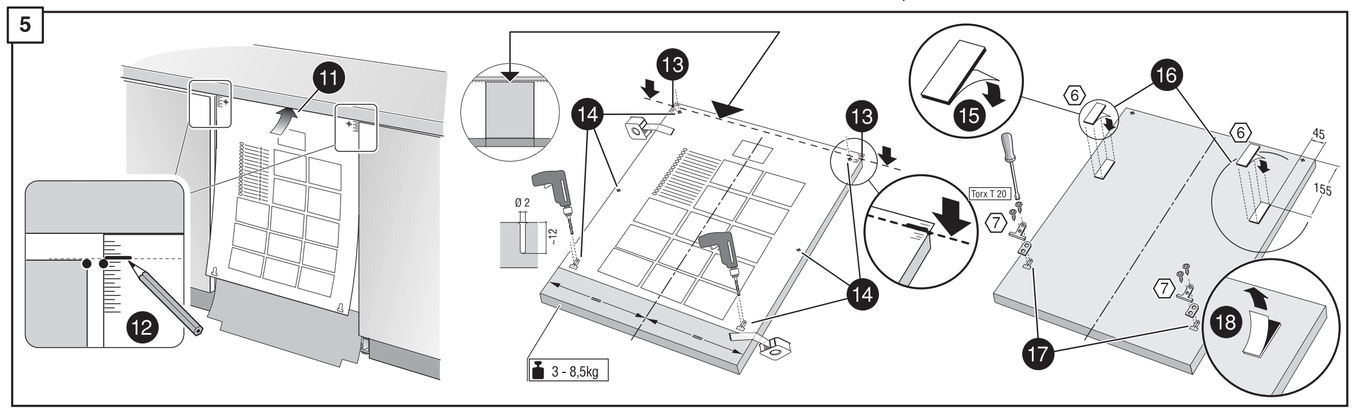

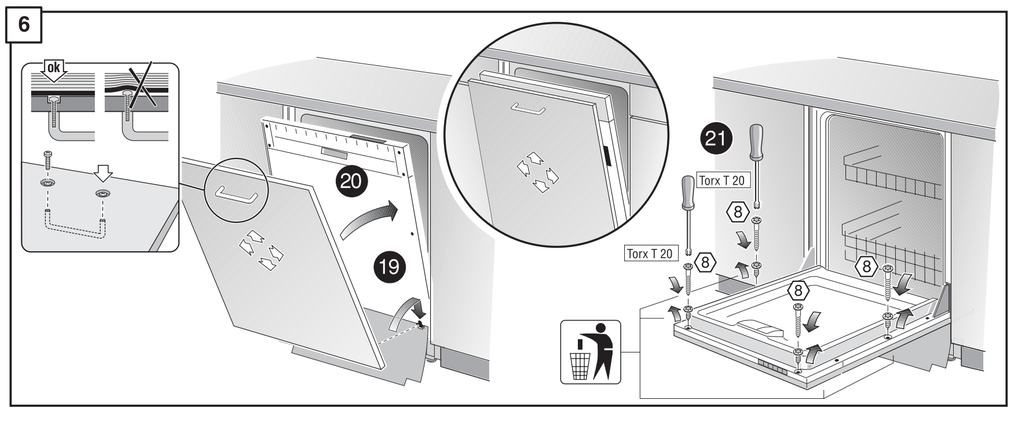

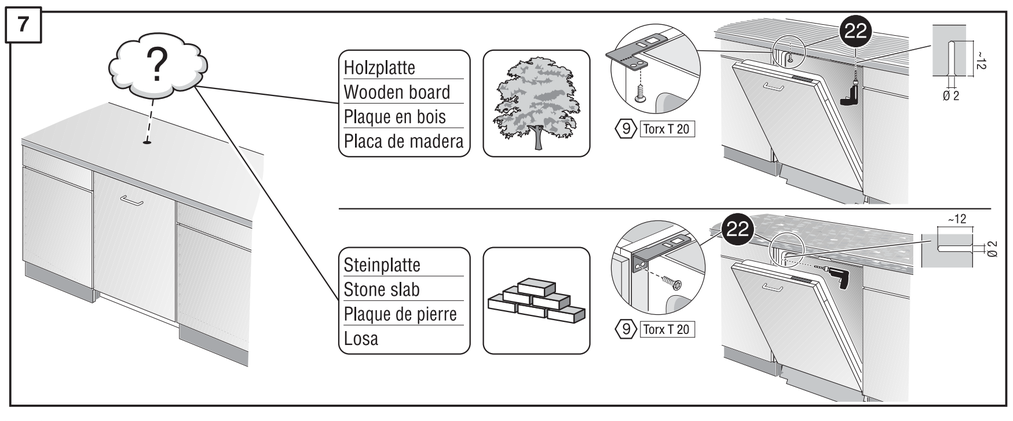

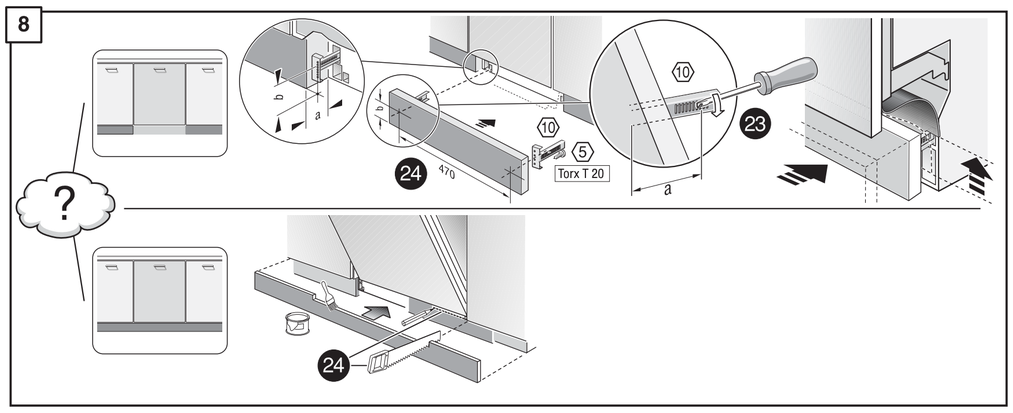

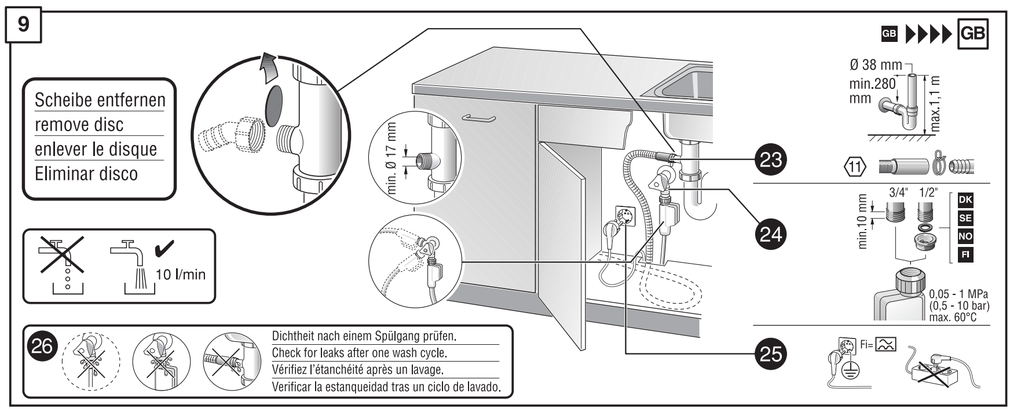

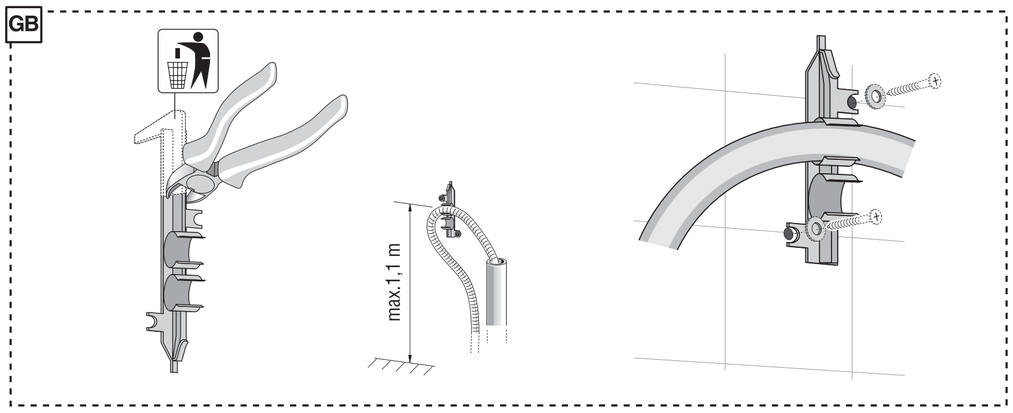

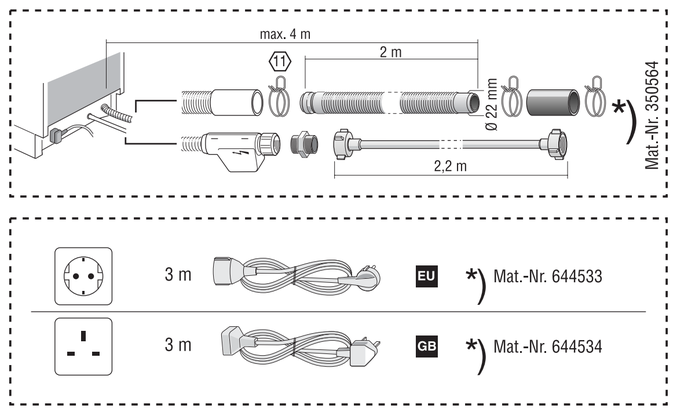

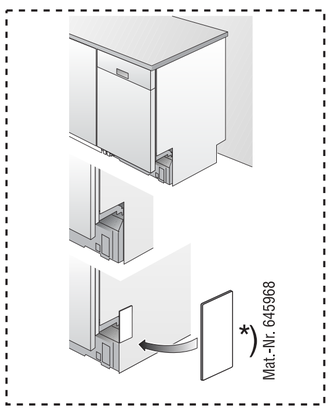

522

Ø 2
~12
566

Ø 2
~12
566

Ø 2
~12
502

Ø 2
~12
502

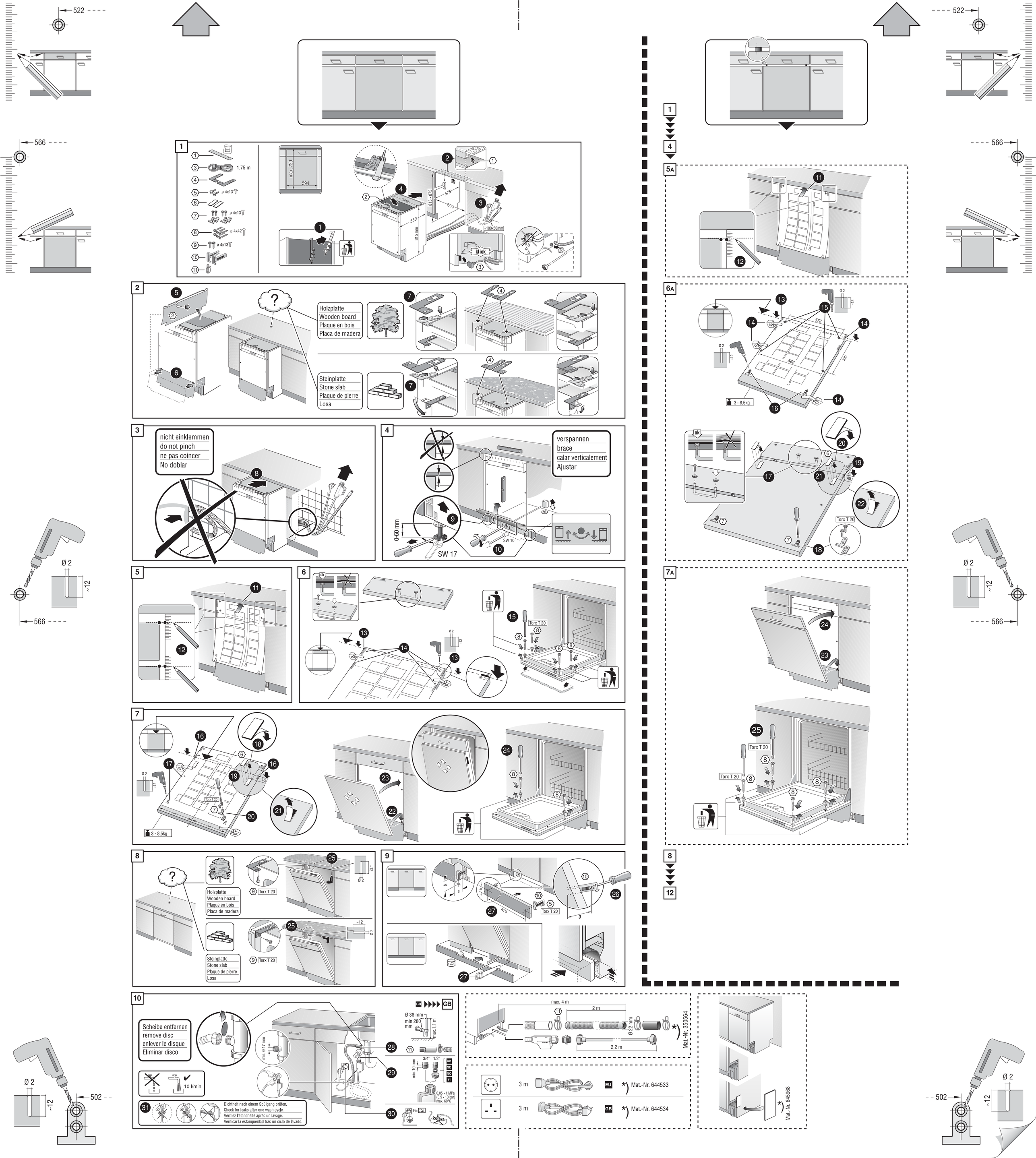
522
566
1
1,75 m
ø 4x13
ø 4x42
max. 720
594
548
815 - 875
575
600
550
815 mm
=100x50mm
klick
2
Holzplatte
Wooden board
Plaque en bois
Placa de madera
Steinplatte
Stone slab
Plaque de pierre
Losa
3
nicht einklemmen
do not pinch
ne pas coincer
No doblar
4
verspannen
brace
calar verticalement
Ajustar
0-60 mm
SW 17
SW 10
5
5A
6
6A
Torx T 20
3 - 8,5kg
ok
7
7A
8
Ø 2
~12
9
a
470
10
Scheibe entfernen
remove disc
enlever le disque
Eliminar disco
10 l/min
min. Ø 17 mm
Ø 38 mm
min.280 mm
max.1,1 m
3/4"
1/2"
min.10 mm
DK
SE
NO
FI
0.05 - 1 MPa
(0.5 - 10 bar)
max. 60°C
31
Dichtheit nach einem Spülgang prüfen.
Check for leaks after one wash cycle.
Vérifiez l'étanchéité après un lavage.
Verificar la estanqueidad tras un ciclo de lavado.
max. 4 m
2 m
Ø 22 mm
2,2 m
Mat.-Nr. 350564
3 m
EU
Mat.-Nr. 644533
GB
Mat.-Nr. 644534
Mat.-Nr. 645968
12
502